



Spec Guide

ZipTwo | Square 3555 | 707



Direct lighting for open office and ambient applications.



Square 3555, Side Diffuse, white

Benefits & Features

Minimal Profile, Robust Design

Square profile. 1.38" (35mm) x 2.13" (54mm).

Superior Light Quality & Performance

Output up to 1517 lm/ft (HO), 154 lm/W (HO). 90 static, 90 CRI RGBW, & 90 CRI tunable white 2200K - 5000K. Custom ranges available upon request.

Versatile Mounting, Easy Installation

Magnet with tape-on metal strip or low profile clip allow for mounting to almost any surface or T-Bar ceiling.

Extensive Optics

Options of Diffuse, Critical Edge, and Side Diffuse give designers the power to create and design their space using one product.



Square 3555, Diffuse, white



Square 3555, Side Diffuse, Black

Build Your Specification

707-Z2

SL

0

System & Rail Type	System Type	System Length	Rail Length	Mounting	Arm/Cord Length
707-Z2 ZipTwo	SL Standard Linear	Specify overall system length in ft/in or M/mm. <i>Corner and Shapes Available See Guide for details.</i>	24 24" (610mm) 36 36" (914mm) 48 48" (1219mm) 60 60" (1524mm) 72 72" (1829mm) 96 96" (2438mm) 108 108" (2743mm) 120 120" (3048mm) 132 132" (3352mm) 144 144" (3658mm) ZZ Other rail length or layout (please specify) <i>See Rail Length Chart for more details.</i> ⚠ Custom lengths may result in light gaps on the fixture. See Rail Length Chart for more details.	C Clip CM Clip with Micro J-Box ¹ T Magnet with Tape-On Metal Strip ² T1 9/16" T-Bar Clip, low profile T2 15/16" T-Bar Clip, low profile T3 15/16" T-Bar Clip, medium profile T4 15/16" T-Bar Clip, concealed T5 9/16" T-Bar Clip, medium profile T6 Slotted T-Bar Clip T7 Dimensional T-Bar Clip SC Strut Channel Clip ¹ DM Armstrong DynaMax ZZ Other (please specify)	0 None

>>

Z

>>

Power Location	Power Type	Voltage	Emergency Power	LED Type
Remote Power	Flexible 1 to 1 Power	1 120V 2 120V - 277V X Not Yet Specified	0 No Emergency Power ZZ Emergency Power (specify requirements)	Z Zipper Board
RP10 10' (3.048m) Wire Harness RP25 25' (7.62m) Wire Harness RP50 50' (15.24m) Wire Harness RP75 75' (22.86m) Wire Harness RP100 100' (30.48m) Wire Harness	AE 0-10V, 1.0% Dimming AT 0-10V, 0.1% Dimming AD DALI, 0.1% Dimming AX DMX, 100-0% Dimming AH Hi-lume 1% EcoSystem, Soft On / Fade to Black Technology, LDE ¹ AH2 ELV 1% 2-wire (Forward and Reverse Phase) ⁴ Optimized Power Add 'O' to power type example: AEO, ATO...etc. ³ VodeNODE Add 'N' to power type for Flexible 1 to 1 Power Add 'ON' to power type for Optimized Power example: AEN, ATN, AEON, ADON...etc. ⁴ ZZ Other (please specify) <i>See Power Guide for driver features & limitations.</i>			

>>

>>

Lumen Output	Color Temperature ⁵	Optics	Sensors	Finish
LO Low Output SO Standard Output HO High Output ZZ Other (please specify) <i>See IES Files page for details. See Power Guide for driver features & limitations.</i>	90+ CRI 27 2700K 30 3000K 35 3500K 40 4000K RGBW 90+ CRI C279 RGB Color, 2700K C309 RGB Color, 3000K C359 RGB Color, 3500K C409 RGB Color, 4000K ZZ Tunable White Available See Guide for details	J6 Square 3555, Diffuse ⁶ J9 Square 3555, Side Diffuse JA Square 3555, Single Side Diffuse	0 None ZZ Other (please specify) ⁷	WH White BL Black

NOTES & LIMITATIONS
¹ Mounting type available with Chicago Plenum.
² Custom modification available for Chicago Plenum. Contact factory.
³ Optimized Power is not available with Hi-lume 1% EcoSystem (AHO) Power Type.
⁴ VodeNODE enclosure is not available with ELV 1% 2-wire (AH2) Power Type.
⁵ RGBW available. Contact Vode for more information.
⁶ Square 3555, Diffuse is only available in White Finish (WH).
⁷ Sensors available. Contact [Vode](#) for more information.
⁸ Lengths of 24" and shorter are not supported due to driver limitations. Daisy chaining multiple fixtures to achieve minimum load is permitted but may introduce installation complexity—consult factory for layout guidance.

>>

- Options
- 0** None
 - 9** 9' 18/3 Cord and Plug
 - CPS** Chicago Plenum Fixture Adapter & Power
 - CPP** Chicago Plenum Power
 - CPA** Chicago Plenum Fixture Adapter

Listed to UL standards for damp location by a Nationally Recognized Testing Laboratory (NRTL) recognized by OSHA. Certain limitations exist for each Certification. Contact factory for verification.

Standard 5 Year Limited Warranty. See details [here](#). Contact factory for options on Limited Warranties up to 20 years.



Applications

General Interior and Open Office



Square 3555, Diffuse



Square 3555, Side Diffuse



Square 3555, Side Diffuse

Sustainability & Certifications

DECLARE

International Living Future Institute (ILFI)


 Red List
Approved

All Vode Lighting linear light fixtures proudly carry the Red List Approved designation.


 Declare

Vode Adaptive Architectural Lighting Systems

Vode Lighting LLC

Final Assembly: Sonoma, California, US
Life Expectancy: 10+ Year(s)
End of Life Options: Recyclable (100%)

Ingredients:

Steel; Anodized Aluminum (6063-T5 Alloy); Small Electrical Component (RoHS); Copper; **Fluorinated Ethylene Propylene (masterbatch)**; Polymethyl methacrylate (PMMA); Stainless Steel; Polyoxymethylene Copolymer (POM); Styrene-butadiene polymer, hydrogenated; Poly(methyl methacrylate/butyl acrylate/styrene) (PMMA/BA/S); Styrene/butadiene copolymer; Distillates; Polypropylene; Calcium carbonate; Polycarbonate; EVA Copolymer; Methyl methacrylate (MMA); Polyphenylene Oxide; Brass; Tin, Organic

Living Building Challenge Criteria: Compliant

I-13 Red List:

☐ LBC Red List Free % Disclosed: 100% at 100ppm
☒ LBC Red List Approved VOC Content: Not Applicable
☐ Declared

I-10 Interior Performance: Not Applicable
I-14 Responsible Sourcing: Not Applicable

VDE-0001
 EXP. 01 FEB 2026
 Original Issue Date: 2018

MANUFACTURER RESPONSIBLE FOR LABEL ACCURACY
 INTERNATIONAL LIVING FUTURE INSTITUTE™ living-future.org/declare

Click here to learn more: [International Living Future Institute](https://living-future.org/declare)

TM65NA

CIBSE & ASHRAE on Embodied Carbon

Vode recognizes TM65NA as the highest standard for understanding the embodied carbon of our fixtures.

Developed with ASHRAE, it adapts CIBSE's TM65 for North America, ensuring accurate regional assessments. It must be used alongside TM65 and follows TM65LA's framework.

System: 707 | ZipTwo | Surface Mounted
Embodied Carbon (kg CO₂e): 28.63*

***Note:** Embodied Carbon, expressed in kilograms of CO₂e is calculated using a 48" fixture and includes the LED driver.



Click here to learn more [CIBSE, ASHRAE](#).

BAA X BABA

Buy American Act / Build America & Buy America Act Compliance

Vode is dedicated to supporting domestic manufacturing and ensuring compliance with BAA and BABA requirements.

Given the complexity of our products, we recommend reaching out to **vodecares@vode.com** for confirmation regarding compliance for your specific project.



Click here to learn more: [US Department of Commerce](#)

Structure

Rail Lengths	24" (610mm) - 144" (3658mm). Modified lengths available. See Rail Length Chart for more details.
Rail Dimensions	1.38" (35mm) x 2.13" (54mm) x length.
Construction	Extruded and machined 6063 aluminum.
Mounting	Clip, Clip with Micro J-Box, Magnet with Tape-On Metal Strip, T-Bar Clips for most grid/panel construction, Strut Channel Clip.
System Run Length	24" (610mm) minimum. Unlimited maximum.
Operating Temperature	32°F to 104°F (0°C to 40°C).
Humidity	0-95%, non-condensing. Suitable for damp locations.
System Weight	0.34lbs per ft (0.15kg per 305mm). Power supply and housing not included.

Materials

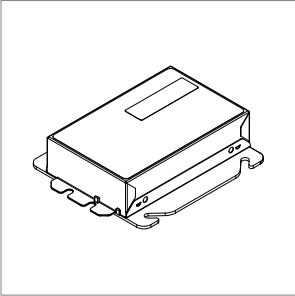
LED Board Construction	Aluminum core PCB, black LCP connectors, RoHS compliant.
Lens	High-impact extruded acrylic glass (PMMA).
Power Cable	Ø3mm, 33/2 AWG, Plenum (CMP) rated semi-rigid PVC or FEP, flame tested UL-910, red list free.
Cable Connectors	Unfilled black nylon, rated UL 94 V-0, halogen free, PVC or FEP overmold, RoHS compliant, red list free.
Remote Linear Power Housing (RLP)	20.7" x 2.375" x 2.53", 0.054" formed Galvanized Steel.
Remote Brick Power Housing (RBP)	4.32" x 3.37" x .078" Galvanized Steel mounting plate.

Power and Controls

Power Type	Class 2 (<60V output) constant current driver.
Dimming Controls	Dimming (0.1%, 1%), 0-10V, DALI, DMX, Hi-lume 1% are available. See Power Guide for details.
Input Voltage	120V - 277V, 50/60hz.
Power Location	Remote power. Maximum remote distance up to 100' (30.5m) depending on driver selection. See Power Guide for details.

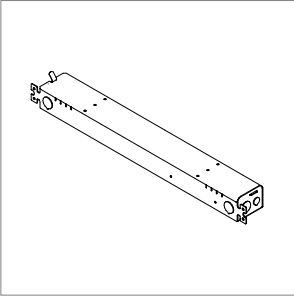
Remote power is locating the power supply away from the fixture. Remote power comes in two housing styles: brick style and linear style. Consult [Power Guide](#) to determine which type you will receive.

Remote Brick Power Housing



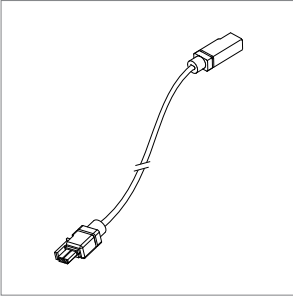
Supplied for some remote power applications. One remote power supply housing is supplied for each rail. Provided driver mounting plate fits standard 4" metal, square J-Boxes with a minimum volume of 21 in³ (J-Box not provided). See [Tech Sheet](#) for details.

Remote Linear Power Housing



One remote power supply housing is supplied with each power supply. All Vode linear remote drivers come in a 0.054" (0.8mm) formed galvanized steel power supply housing with five (5) knockouts: (4) 1-1/8", (1) 7/8" and (1) 9/16". Accommodates standard linear power supplies. See [Tech Sheet](#) for details.

Wire Harness

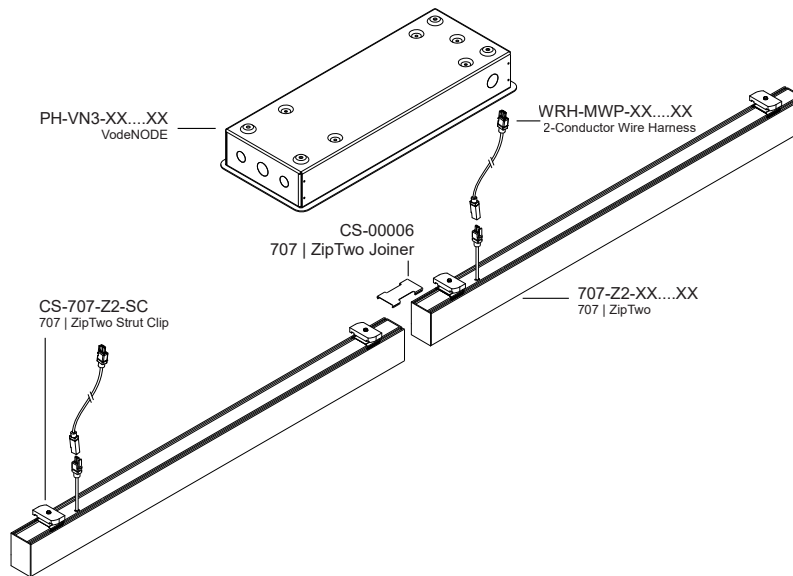


Wire harness connects driver to rail section. Lengths of 10' (3.0m) & 25' (7.6m) with snap-lock connectors for quick and easy installation. Multiple harnesses may be combined for lengths up to 100' (30.5m). See [Tech Sheet](#) for details.

Power and Controls

Flexible 1 to 1 power

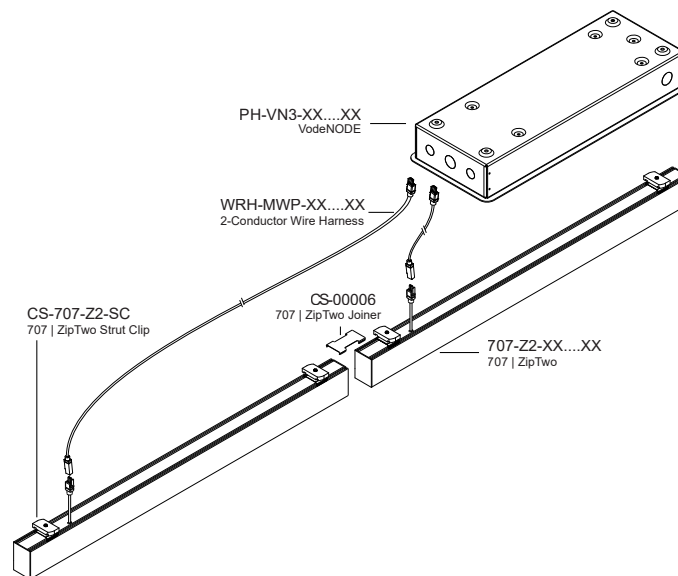
For Flexible 1 to 1 Power, Vode supplies one single output driver per fixture, allowing each fixture to be controlled independently. Direct/Indirect fixtures are supplied with two single output drivers, allowing the direct and indirect lighting to be controlled independently. Consult [Power Guide](#) to determine which type you will receive.



Optimized Power

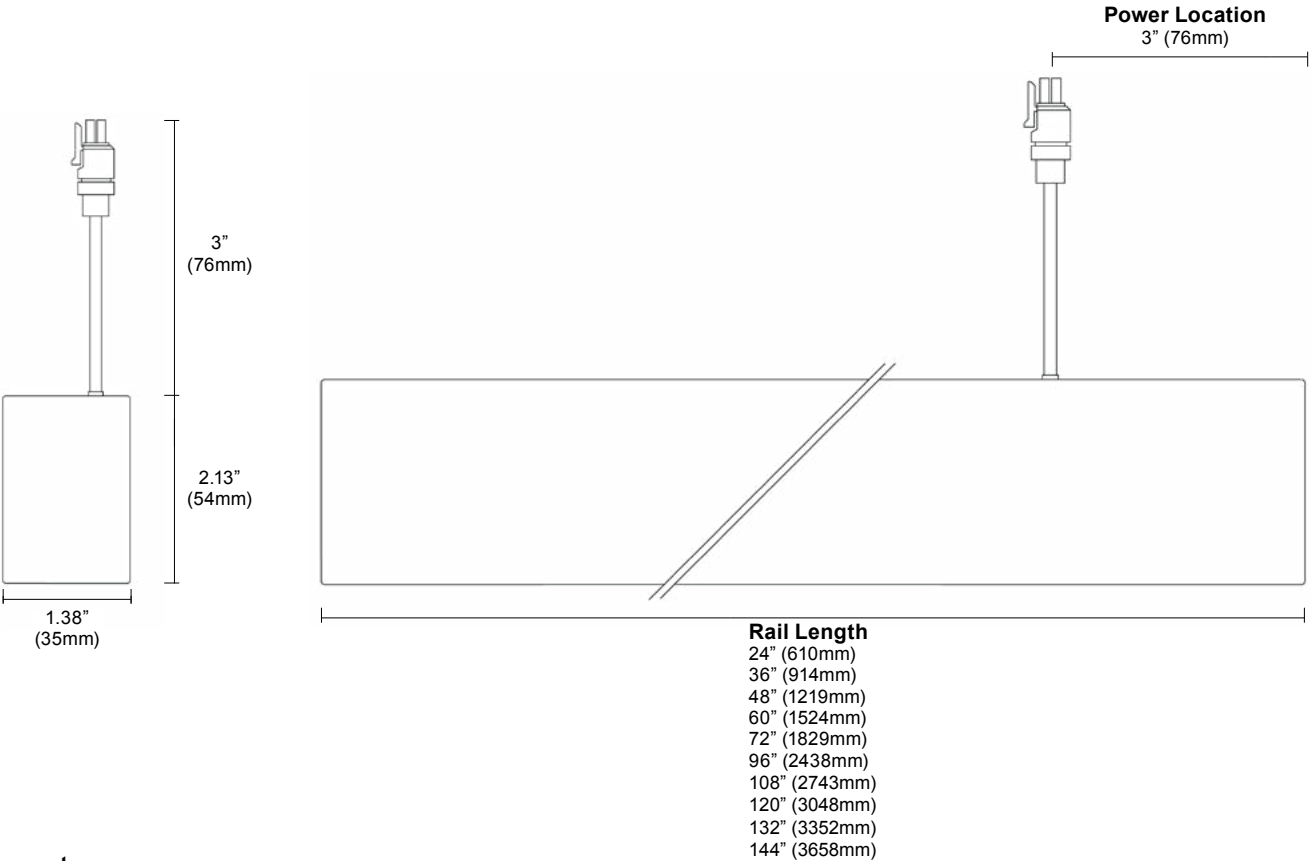
To optimize power, Vode configures specifications with drivers that have 2 or 4 outputs. Depending on system configurations and power requirements, up to 4 fixtures can be powered from a 4-output driver. Consult [Power Guide](#) to determine which type you will receive.

IMPORTANT: Each fixture will still require individual wire harnesses, as shown below.

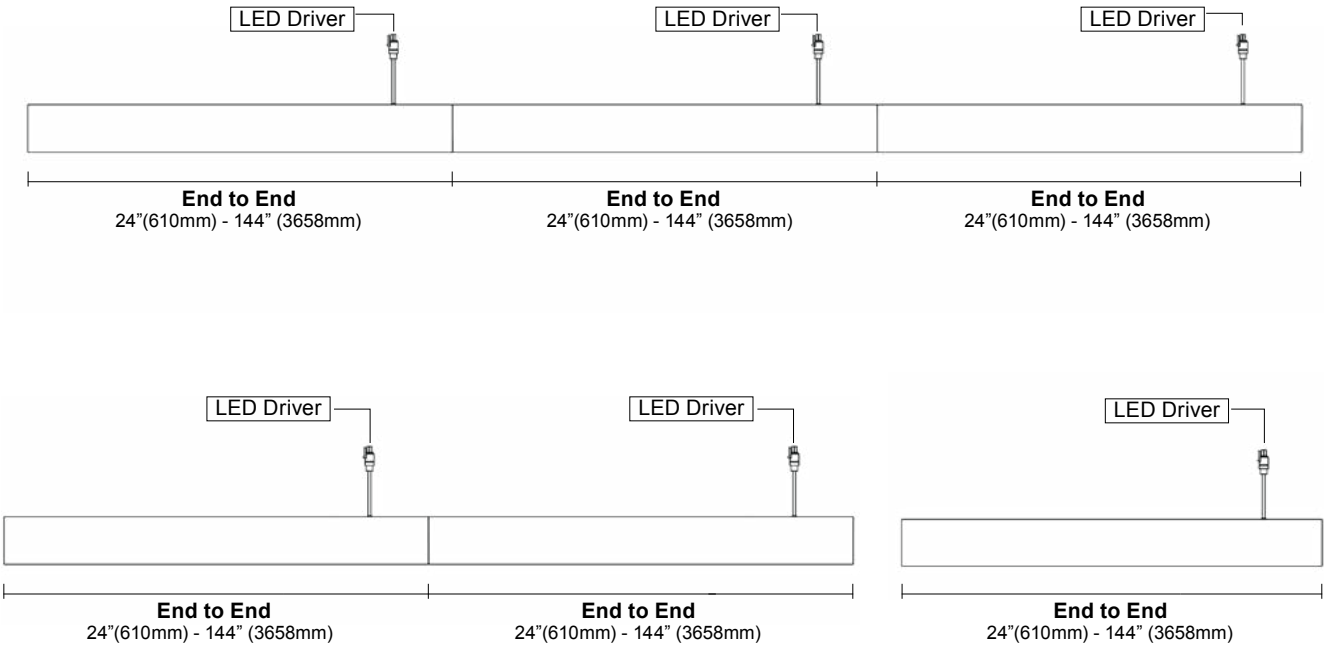


Note: Drawings not to scale, for reference only.

Dimensions

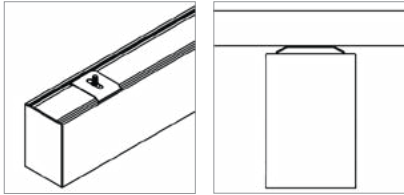


Layout

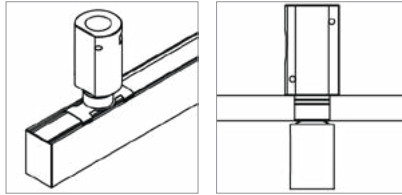


Corner and Shapes Available (Square, Rectangle, L-Shape, U-Shape, ZigZag) [See Guide](#) for details.

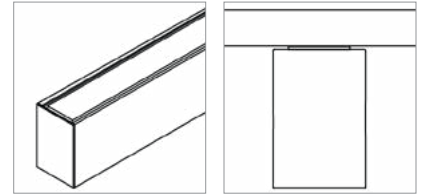
Mounting Options



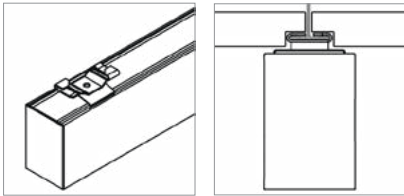
Clip (C)



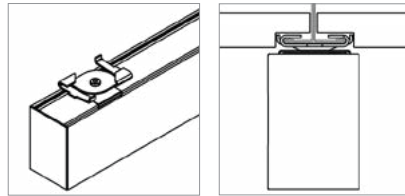
Clip with Micro J-Box (CM)



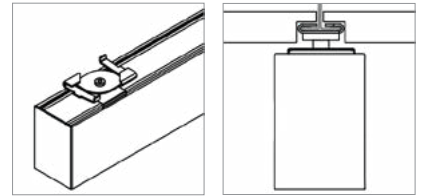
Magnet with Tape-On Metal Strip (T)



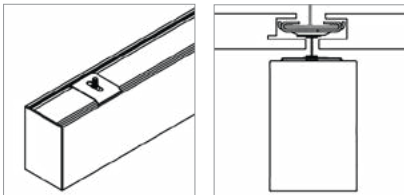
9/16" T-Bar Clip, low profile (T1)



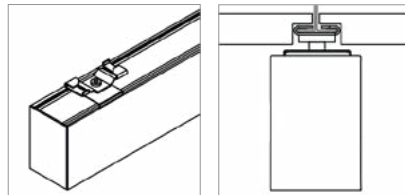
15/16" T-Bar Clip, low profile (T2)



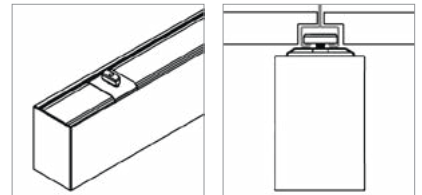
15/16" T-Bar Clip, medium profile (T3)



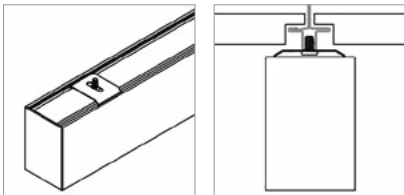
15/16" T-Bar Clip, concealed (T4)



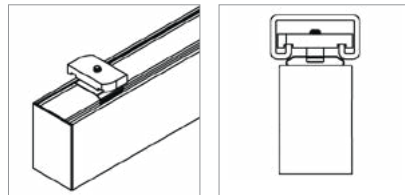
9/16" T-Bar Clip, medium profile (T5)



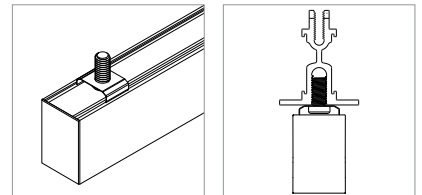
Slotted T-Bar Clip (T6)



Dimensional T-Bar Clip (T7)



Strut Channel Clip (SC)



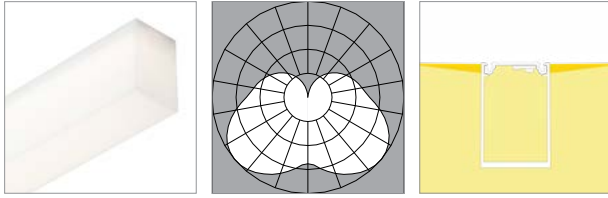
Armstrong DynaMax (DM)

See [ZipTwo Clip Guide](#) to check compatibility.

Performance | Zipper Board Optics

Zipper Board Optics design has 72 diodes per foot (305mm).

Square 3555, Diffuse, white finish (J6-WH)



L80 >60,000 hours

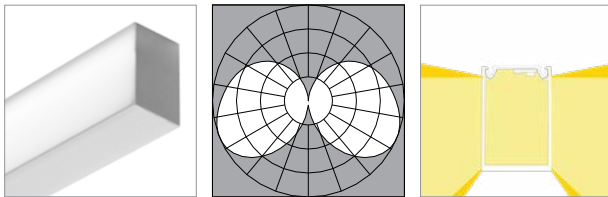
90 CRI (90min., 96 avg.)

Low Output (LO)	2700K	3000K	3500K	4000K
Efficacy - Lumens per Watt	112	115	118	119
Lumens per foot (305mm)	414	427	436	440
Watts per foot (305mm)	3.8	3.8	3.8	3.8

Standard Output (SO)	2700K	3000K	3500K	4000K
Efficacy - Lumens per Watt	127	131	134	135
Lumens per foot (305mm)	828	854	872	880
Watts per foot (305mm)	6.6	6.6	6.6	6.6

High Output (HO)	2700K	3000K	3500K	4000K
Efficacy - Lumens per Watt	126	130	133	134
Lumens per foot (305mm)	1242	1281	1308	1321
Watts per foot (305mm)	9.9	9.9	9.9	9.9

Square 3555, Side Diffuse, white finish (J9-WH)



L80 >60,000 hours

90 CRI (90min., 96 avg.)

Low Output (LO)	2700K	3000K	3500K	4000K
Efficacy - Lumens per Watt	99	103	105	106
Lumens per foot (305mm)	368	380	387	391
Watts per foot (305mm)	3.8	3.8	3.8	3.8

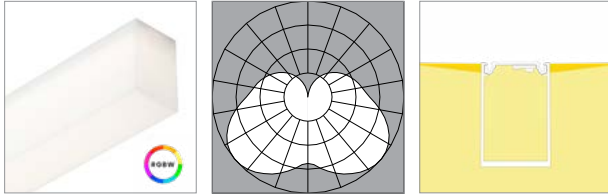
Standard Output (SO)	2700K	3000K	3500K	4000K
Efficacy - Lumens per Watt	113	117	119	120
Lumens per foot (305mm)	736	759	775	783
Watts per foot (305mm)	6.6	6.6	6.6	6.6

High Output (HO)	2700K	3000K	3500K	4000K
Efficacy - Lumens per Watt	112	116	118	119
Lumens per foot (305mm)	1104	1139	1162	1174
Watts per foot (305mm)	9.9	9.9	9.9	9.9

Performance | Zipper Board Optics | RGBW

Zipper Board Optics design has 72 diodes per foot (305mm).
 RGBW (red, green, blue, and white) tested with **all channels on**.

Square 3555, Diffuse, white finish (J6-WH)



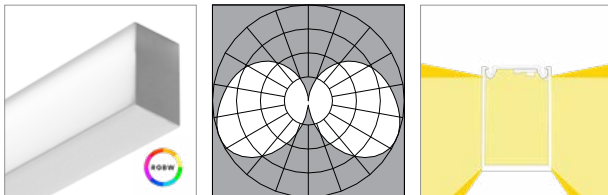
L80 >60,000 hours

RGBW Color, 90 CRI (90min., 96 avg.)

Low Output (LO)	2700K	3000K	3500K	4000K
Efficacy - Lumens per Watt	94	97	99	100
Lumens per foot (305mm)	785	809	826	834
Watts per foot (305mm)	8.5	8.5	8.5	8.5

Standard Output (SO)	2700K	3000K	3500K	4000K
Efficacy - Lumens per Watt	89	92	94	95
Lumens per foot (305mm)	1177	1214	1239	1251
Watts per foot (305mm)	13.3	13.3	13.3	13.3

Square 3555, Side Diffuse, white finish (J9-WH)



L80 >60,000 hours

RGBW Color, 90 CRI (90min., 96 avg.)

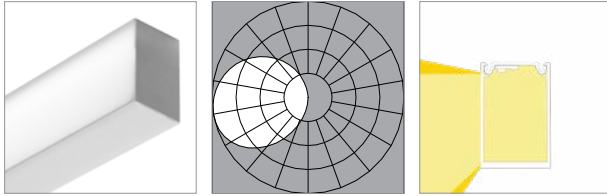
Low Output (LO)	2700K	3000K	3500K	4000K
Efficacy - Lumens per Watt	83	86	88	89
Lumens per foot (305mm)	698	720	734	742
Watts per foot (305mm)	8.5	8.5	8.5	8.5

Standard Output (SO)	2700K	3000K	3500K	4000K
Efficacy - Lumens per Watt	79	82	83	84
Lumens per foot (305mm)	1046	1079	1101	1112
Watts per foot (305mm)	13.3	13.3	13.3	13.3

Performance | Zipper Board Optics

Zipper Board Optics design has 72 diodes per foot (305mm).

Square 3555, Single Side Diffuse, white finish (JA-WH)



L80 >60,000 hours

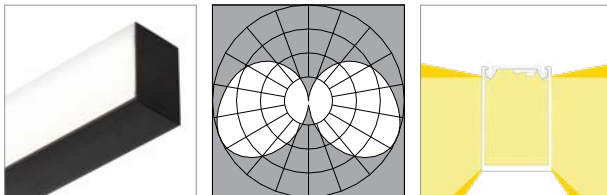
90 CRI (90min., 96 avg.)

Low Output (LO)	2700K	3000K	3500K	4000K
Efficacy - Lumens per Watt	80	83	85	86
Lumens per foot (305mm)	298	307	313	316
Watts per foot (305mm)	3.8	3.8	3.8	3.8

Standard Output (SO)	2700K	3000K	3500K	4000K
Efficacy - Lumens per Watt	91	94	96	97
Lumens per foot (305mm)	595	614	627	633
Watts per foot (305mm)	6.6	6.6	6.6	6.6

High Output (HO)	2700K	3000K	3500K	4000K
Efficacy - Lumens per Watt	91	94	96	97
Lumens per foot (305mm)	893	921	940	949
Watts per foot (305mm)	9.9	9.9	9.9	9.9

Square 3555, Side Diffuse, black finish (J9-BL)



L80 >60,000 hours

90 CRI (90min., 96 avg.)

Low Output (LO)	2700K	3000K	3500K	4000K
Efficacy - Lumens per Watt	96	99	101	102
Lumens per foot (305mm)	356	368	375	379
Watts per foot (305mm)	3.8	3.8	3.8	3.8

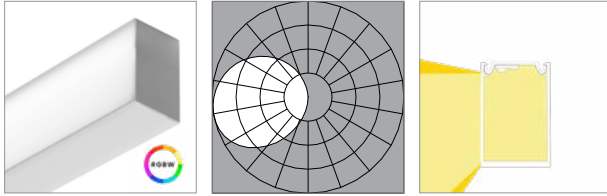
Standard Output (SO)	2700K	3000K	3500K	4000K
Efficacy - Lumens per Watt	110	113	115	116
Lumens per foot (305mm)	713	735	750	758
Watts per foot (305mm)	6.6	6.6	6.6	6.6

High Output (HO)	2700K	3000K	3500K	4000K
Efficacy - Lumens per Watt	109	112	114	115
Lumens per foot (305mm)	1069	1103	1126	1137
Watts per foot (305mm)	9.9	9.9	9.9	9.9

Performance | Zipper Board Optics | RGBW

Zipper Board Optics design has 72 diodes per foot (305mm).
 RGBW (red, green, blue, and white) tested with **all channels on**.

Square 3555, Single Side Diffuse, white finish (JA-WH)



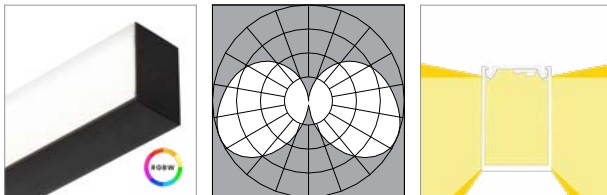
L80 >60,000 hours

RGBW Color, 90 CRI (90min., 96 avg.)

Low Output (LO)	2700K	3000K	3500K	4000K
Efficacy - Lumens per Watt	67	70	71	72
Lumens per foot (305mm)	564	582	594	600
Watts per foot (305mm)	8.5	8.5	8.5	8.5

Standard Output (SO)	2700K	3000K	3500K	4000K
Efficacy - Lumens per Watt	64	66	68	68
Lumens per foot (305mm)	846	873	891	900
Watts per foot (305mm)	13.3	13.3	13.3	13.3

Square 3555, Side Diffuse, black finish (J9-BL)



L80 >60,000 hours

RGBW Color, 90 CRI (90min., 96 avg.)

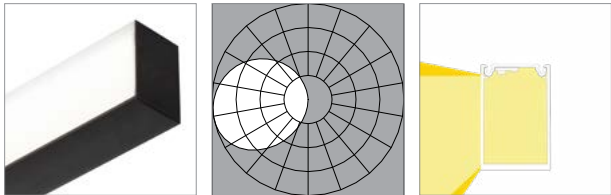
Low Output (LO)	2700K	3000K	3500K	4000K
Efficacy - Lumens per Watt	81	83	85	86
Lumens per foot (305mm)	676	697	711	718
Watts per foot (305mm)	8.5	8.5	8.5	8.5

Standard Output (SO)	2700K	3000K	3500K	4000K
Efficacy - Lumens per Watt	77	79	81	82
Lumens per foot (305mm)	1013	1045	1067	1077
Watts per foot (305mm)	13.3	13.3	13.3	13.3

Performance | Zipper Board Optics

Zipper Board Optics design has 72 diodes per foot (305mm).

Square 3555, Single Side Diffuse, black finish (JA-BL)



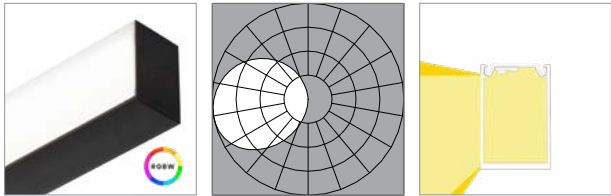
L80 >60,000 hours

	90 CRI (90min., 96 avg.)			
Low Output (LO)	2700K	3000K	3500K	4000K
Efficacy - Lumens per Watt	76	78	80	81
Lumens per foot (305mm)	281	289	295	298
Watts per foot (305mm)	3.8	3.8	3.8	3.8
Standard Output (SO)	2700K	3000K	3500K	4000K
Efficacy - Lumens per Watt	86	89	91	92
Lumens per foot (305mm)	561	579	591	597
Watts per foot (305mm)	6.6	6.6	6.6	6.6
High Output (HO)	2700K	3000K	3500K	4000K
Efficacy - Lumens per Watt	86	88	90	91
Lumens per foot (305mm)	842	868	886	895
Watts per foot (305mm)	9.9	9.9	9.9	9.9

Performance | Zipper Board Optics | RGBW

Zipper Board Optics design has 72 diodes per foot (305mm).
RGBW (red, green, blue, and white) tested with **all channels on**.

Square 3555, Single Side Diffuse, black finish (JA-BL)



L80 >60,000 hours

	RGBW Color, 90 CRI (90min., 96 avg.)			
	2700K	3000K	3500K	4000K
Low Output (LO)				
Efficacy - Lumens per Watt	64	66	67	68
Lumens per foot (305mm)	532	549	560	565
Watts per foot (305mm)	8.5	8.5	8.5	8.5

	2700K	3000K	3500K	4000K
Standard Output (SO)				
Efficacy - Lumens per Watt	61	62	64	64
Lumens per foot (305mm)	798	823	840	848
Watts per foot (305mm)	13.3	13.3	13.3	13.3

Copyright © 2025 Vode Lighting LLC. All rights reserved. Vode, the Vode logo, BoxRail, FlyWing, MicroBaffle, Button Board, Zipper Board, Zero Canopy, Zero Block, VodeNODE and other names are either registered trademarks or trademarks of Vode Lighting LLC in the United States and may be registered in other countries. All other trademarks listed herein belong to their respective owners. Due to ongoing innovation, specification details may change without notice.