

Spec Guide

WingRail | Ceiling Cable | 107



Direct or indirect lighting for wall wash, grazing and ceiling wash applications.



WingRail: direct or indirect, infinite rotation.

Benefits & Features

Minimal Profile, Robust Design

Asymmetric profile, 1.14 in x 2.12 in.

Superior Light Quality & Performance

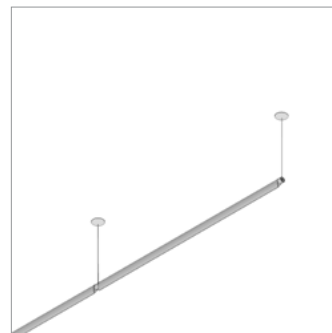
Output up to 1376 lm/ft (HO), 121 lm/W (HO). 90 CRI static & tunable white 2200K - 5000K. Custom ranges available upon request.

Adaptive Power


Break through Batwing lens designed for excellent fixture to fixture spacing.

Better Optics & Beam Control Options

Asymmetric distribution. White or black Baffle, EdgeSoft™ lens or diffuse lens and narrow optics available. Directional control with infinite rotation, angle gauge and lock.



Small Round Canopy,
Remote Power



Integral Power

Build Your Specification

107-WG	01			CC	»
--------	----	--	--	----	---

System & Rail Type	Single/Double Rail	System Length	Rail Length	Mounting	Cable Length
107-WG WingRail	01 Single Rail	Specify overall system length in ft/in or M/mm. <i>Corner and Shapes Available</i> See Guide for details.	24 24" (610mm) 36 36" (914mm) 48 48" (1219mm) 60 60" (1524mm) 72 72" (1829mm) ZZ Other rail length or layout (please specify) <i>See Rail Length Chart for more details.</i> ▲ Custom lengths may result in light gaps on the fixture. See Rail Length Chart for more details.	CC Ceiling Cable	<i>Field adjustable.</i> 48 48" cable (1219mm) 96 96" cable (2438mm) ZZ Other (please specify)

				»
--	--	--	--	---

Power Location	Power Type	Voltage	Emergency Power
Integral Power	Flexible 1 to 1 Power	1 120V 2 120V - 277V X Not Yet Specified	0 No Emergency Power ZZ Emergency Power (specify requirements)
IP Integral Power	AE 0-10v, 1.0% Dimming AT 0-10v, 0.1% Dimming AD DALI, 0.1% Dimming AX DMX, 100-0% Dimming AH Hi-lume 1% EcoSystem, Soft On / Fade to Black Technology, LDE ¹ AH2 ELV 1% 2-wire (Forward and Reverse Phase) ⁸		
Remote Power	Optimized Power		
Specify mounting and harness length code example: 2R25, 4R25...etc.	Add 'O' to power type example: AEO, ATO...etc. ¹		
Mounting Option	VodeNODE		
Wire Harness	Add 'N' to power type for Flexible 1 to 1 Power Add 'ON' to power type for Optimized Power example: AEN, ATN, AEON, ADON...etc. ²		
2R Small Round Canopy	ZZ Other (please specify)		
4R Large Round Canopy	<i>See Power Guide for driver features & limitations.</i>		
10 10' (3.048m) Wire Harness			
25 25' (7.62m) Wire Harness			
50 50' (15.24m) Wire Harness			
75 75' (22.86m) Wire Harness			
100 100' (30.48m) Wire Harness			

»				
---	--	--	--	--

LED Type	Lumen Output	Color Temperature	Optics	Sensors ⁷
Z Zipper Board B Button Board ³	LO Low Output SO Standard Output HO High Output ZZ Other (please specify) <i>See IES Files page for details.</i> <i>See Power Guide for driver features & limitations.</i>	90+ CRI 27 2700K 30 3000K 35 3500K 40 4000K ZZ Tunable White Available See Guide for details.	Zipper Board (Z) WB White Baffle with EdgeSoft™ BB Black Baffle with EdgeSoft C1 Clear with EdgeSoft D1 Diffuse Button Board (B) 19 19° x 48° Oval 36 36° Medium	0 None WSC Canopy with integrated Legrand Wattstopper sensor ⁶ LAC Canopy with integrated Lutron Athena sensor ⁶ ZZ Other (please specify)

Finish	Options	NOTES & LIMITATIONS
AL Clear Anodized WH White Powder Coat BL Black Anodized ZZ Custom finishes available. Please specify RAL #	0 None 9 9' 18/3 Cord and Plug CPP Chicago Plenum Power LLLC Luminaire Level Lighting Controls	¹ Optimized Power is not available with Hi-lume 1% EcoSystem (AHO) Power Type. ² VodeNODE enclosure is not available with ELV 1% 2-wire (AH2) Power Type. ³ Button Board (B) is not available in 90 CRI. ⁴ 9' 18/3 Cord and Plug only available with Remote Power (RP). ⁵ Chicago Plenum not applicable for wall arm mounting. ⁶ Rotating fixture as an uplight will interfere with sensor operation. ⁷ Sensors, drivers and control units that are integrated into Vode fixtures are discrete components that communicate with network lighting controls. For more information about each network lighting control system, visit the manufacturer's website for additional system information and technical data sheets. ⁸ Lengths of 24" and shorter are not supported due to driver limitations. Daisy chaining multiple fixtures to achieve minimum load is permitted but may introduce installation complexity—consult factory for layout guidance. For general information about network lighting controls, consult the DesignLights Consortium® (DLC) Networked Lighting Control Qualified Product List

Standard 5 Year Limited Warranty. See details [here](#). Contact factory for options on Limited Warranties up to 20 years.

Listed to UL standards for damp location by a Nationally Recognized Testing Laboratory (NRTL) recognized by OSHA. Certain limitations exist for each Certification. Contact factory for verification.




Applications

Interior Corporate, Educational and Retail



JCP Architects, Bellevue, WA



ArtCenter College of Design, Arroyo Parkway, Pasadena, CA

Sustainability & Certifications

DECLARE

International Living Future Institute (ILFI)



All Vode Lighting linear light fixtures proudly carry the Red List Approved designation.

Vode Adaptive Architectural Lighting Systems
Vode Lighting LLC

Final Assembly: Sonoma, California, US
Life Expectancy: 10+ Year(s)
End of Life Options: Recyclable (100%)

Ingredients:

Steel; Anodized Aluminum (6063-T5 Alloy); Small Electrical Component (RoHS); Copper; **Fluorinated Ethylene Propylene (masterbatch)**; Polymethyl methacrylate (PMMA); Stainless Steel; Polyoxymethylene Copolymer (POM); Styrene-butadiene polymer, hydrogenated; Poly(methyl methacrylate/butyl acrylate/styrene) (PMMA/BA/S); Styrene/butadiene copolymer; Distillates; Polypropylene; Calcium carbonate; Polycarbonate; EVA Copolymer; Methyl methacrylate (MMA); Polyphenylene Oxide; Brass; Tin, Organic

Living Building Challenge Criteria: Compliant

I-13 Red List:

<input type="checkbox"/> LBC Red List Free	% Disclosed: 100% at 100ppm
<input checked="" type="checkbox"/> LBC Red List Approved	VOC Content: Not Applicable
<input type="checkbox"/> Declared	

I-10 Interior Performance: Not Applicable
I-14 Responsible Sourcing: Not Applicable

VDE-0001
 EXP. 01 FEB 2026
 Original Issue Date: 2018

MANUFACTURER RESPONSIBLE FOR LABEL ACCURACY
 INTERNATIONAL LIVING FUTURE INSTITUTE™ living-future.org/declare

BAA X BABA

Buy American Act / Build America
 & Buy America Act Compliance

Vode is dedicated to supporting domestic manufacturing and ensuring compliance with BAA and BABA requirements.

Given the complexity of our products, we recommend reaching out to **vodecares@vode.com** for confirmation regarding compliance for your specific project.



Click here to learn more: [US Department of Commerce](#)

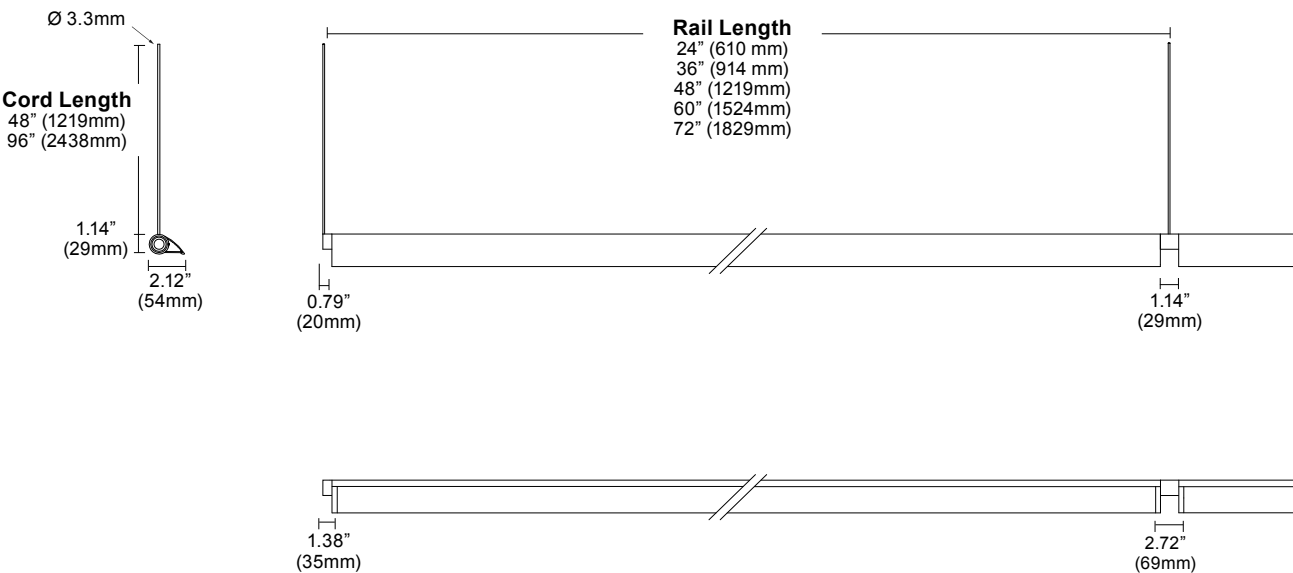
Structure

Rail Lengths	24" (610mm) - 72" (1829mm). Modified lengths available. See Rail Length Chart or more details.
Rail Dimensions	1.14" (29mm) x 2.12" (54mm) x length.
Construction	Extruded and machined 6063 aluminum.
Mounting	Ceiling mount to jbox or integral power driver housing.
Cable Length	48" (1219mm) and 96" (2438mm) available. Field adjustable. Non-standard cable lengths available.
System Run Length	24" (610mm) minimum. Unlimited maximum.
Operating Temperature	32°F to 104°F (0°C to 40°C).
Humidity	0-85%, non-condensing.
System Weight	0.74lbs per ft (0.34kg per 305mm) Power supply and housing not included.

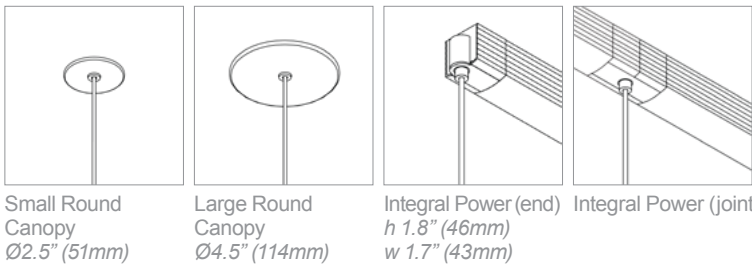
Materials

LED Board Construction	Aluminum core PCB, black LCP connectors, RoHS compliant.
Lens	High-impact extruded acrylic glass (PMMA).
Baffle	6063 aluminum, RoHS compliant painted finish.
Suspension Cable	Ø3.3mm, 22/2 AWG, PVC or TPE and RoHS compliant (<i>PVC free in 2020</i>).
Power Cable	Ø4mm, 18/2 AWG, Plenum (CMP) rated semi-rigid PVC or FEP, flame tested UL-910 (<i>PVC free in 2020</i>).
Cable Connectors	Unfilled black nylon, rated UL 94 V-0, halogen free, PVC or FEP overmold, RoHS compliant (<i>PVC free in 2020</i>).
Remote Linear Power Housing (RLP)	20.7" x 2.375" x 2.53", 0.054" formed Galvanized Steel.
Remote Brick Power Housing (RBP)	4.32" x 3.37" x .078" Galvanized Steel mounting plate.

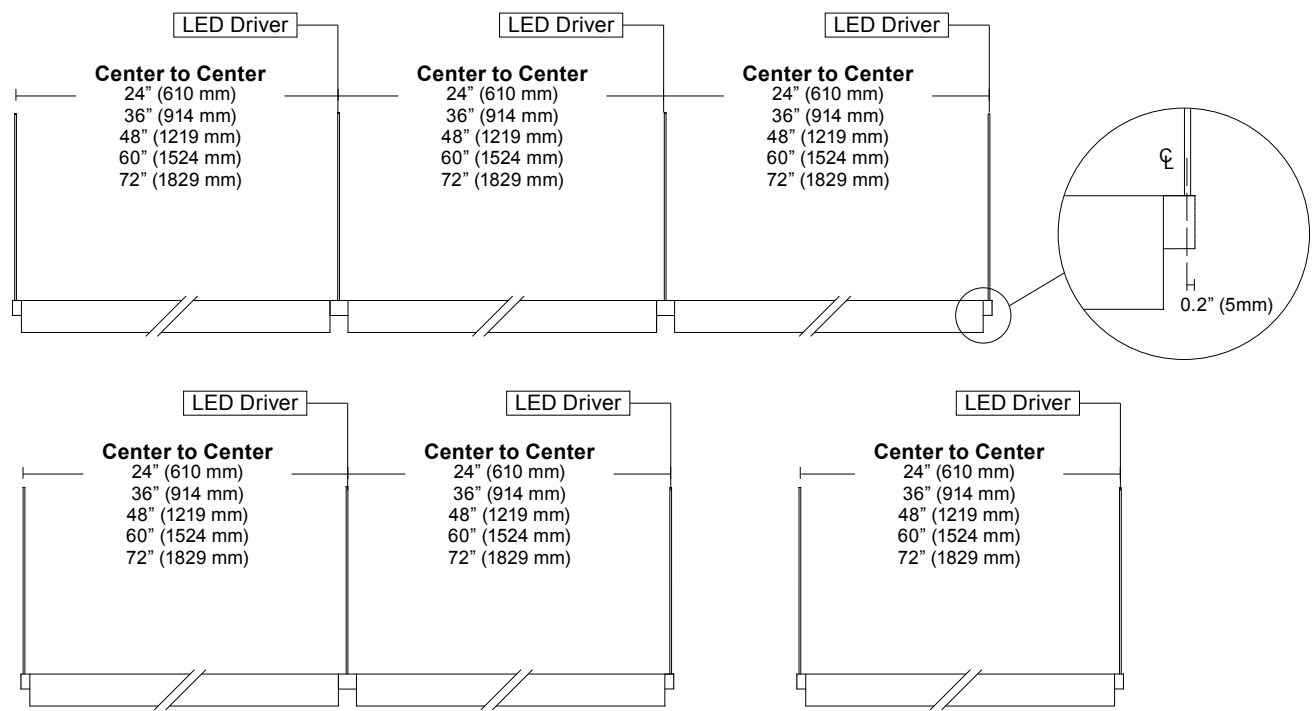
Dimensions



Mounting Options



Layout



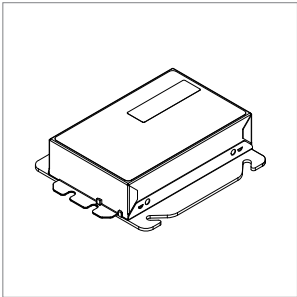
Corner and Shapes Available (Square, Rectangle, L-Shape, U-Shape, ZigZag) [See Guide](#) for details.

Power and Controls

Power Type	Class 2 (<60V output) constant current driver.
Dimming Controls	Dimming (0.1%, 1%), 0-10V, DALI, DMX, Hi-lume 1% are available. See Power Guide for details.
Input Voltage	120V - 277V, 50/60hz.
Power Location	Integral or remote power. Maximum remote distance up to 100' (30.5m) depending on driver selection. See Power Guide for details.

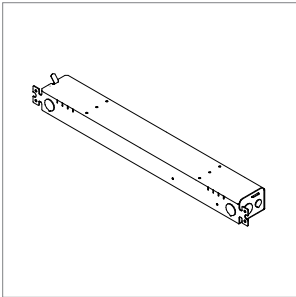
Vode power locations fall into two categories: integral and remote. Remote power is locating the power supply away from the fixture. Remote power comes in two housing styles: brick style and linear style. Consult [Power Guide](#) to determine which type you will receive. Integral power is locating the power supply into the lighting fixture or mounting.

Remote Brick Power Housing



Supplied for some remote power applications. One remote power supply housing is supplied for each rail. Provided driver mounting plate fits standard 4" metal, square J-Boxes with a minimum volume of 21 in³ (J-Box not provided). See [Tech Sheet](#) for details.

Remote Linear Power Housing



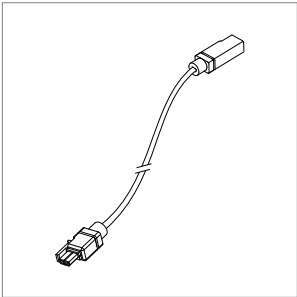
One remote power supply housing is supplied with each power supply. All Vode linear remote drivers come in a 0.054" (0.8mm) formed galvanized steel power supply housing with five (5) knockouts: (4) 1-1/8", (1) 7/8" and (1) 9/16". Accommodates standard linear power supplies. See [Tech Sheet](#) for details.

Integral Power



Houses integral power supply. Direct conduit feed is recommended, but integral power supply housing will mount to any standard North America 4" j-box. Mounts to most surfaces. Blocking is recommended at all arm junctions. See [Tech Sheet](#) for details.

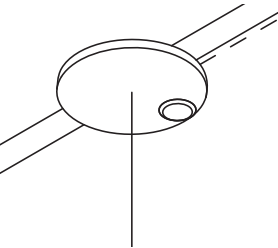
Wire Harness



Wire harness connects driver to rail section. Lengths of 10' (3.0m) & 25' (7.6m) with snap-lock connectors for quick and easy installation. Multiple harnesses may be combined for lengths up to 100' (30.5m). See [Tech Sheet](#) for details.

vodeCONNECT Sensors

Canopy with integrated sensor



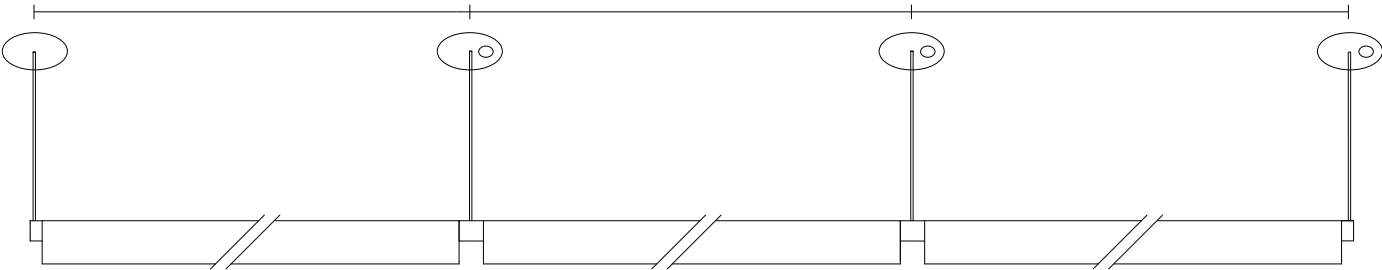
Sensor partners



Integrated canopy sensor layout ¹

1 sensor per fixture. See [vodeCONNECT brochure](#) for more details.

NOTES: 1. Available with Large Round Canopy only.



Compatible sensors



Lutron Athena

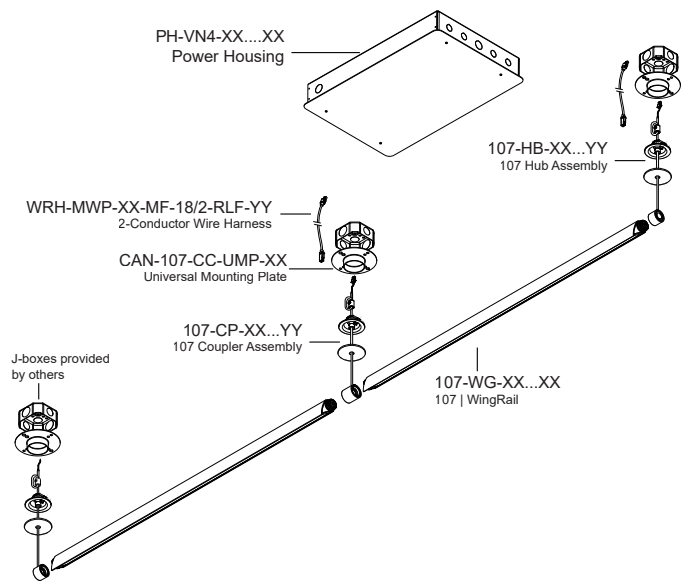


Legrand Wattstopper

Power and Controls

Flexible 1 to 1 power

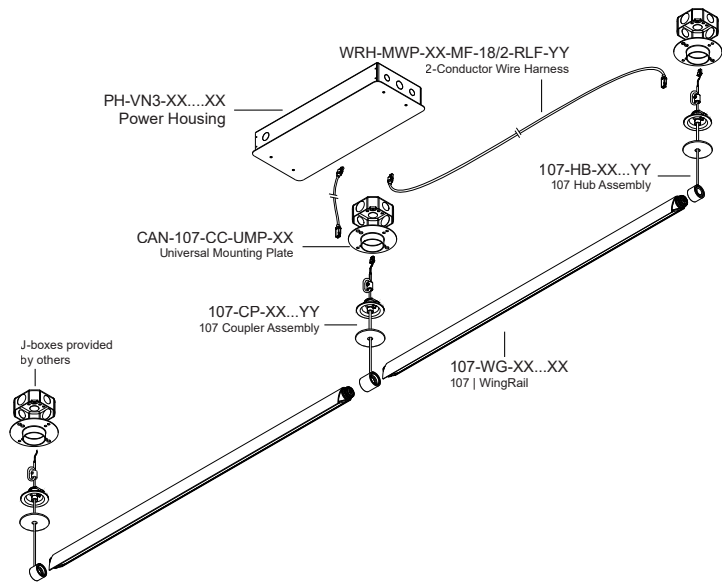
For Flexible 1 to 1 Power, Vode supplies one single output driver per fixture, allowing each fixture to be controlled independently. Direct/Indirect fixtures are supplied with two single output drivers, allowing the direct and indirect lighting to be controlled independently. Consult [Power Guide](#) to determine which type you will receive.



Optimized Power

To optimize power, Vode configures specifications with drivers that have 2 or 4 outputs. Depending on system configurations and power requirements, up to 4 fixtures can be powered from a 4-output driver. Consult [Power Guide](#) to determine which type you will receive.

IMPORTANT: Each fixture will still require individual wire harnesses, as shown below.

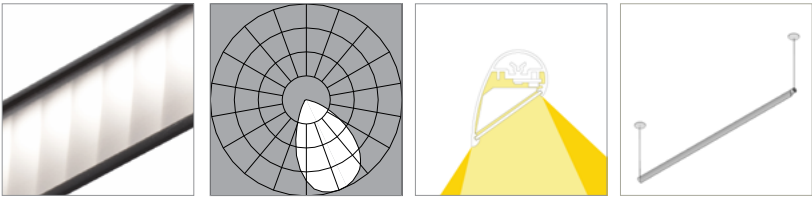


Note: Drawings not to scale, for reference only.

Performance | Zipper Board Optics

Button Board Optics design has 72 diodes per foot (305mm).

Black Baffle with EdgeSoft (BB)



L80 >60,000 hours

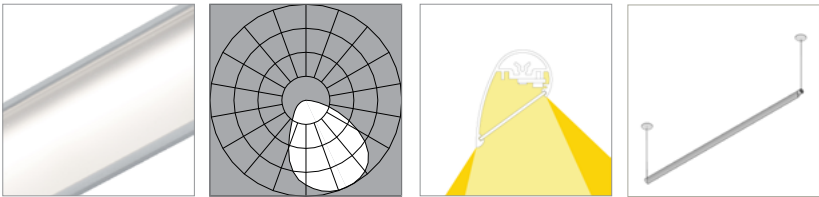
90 CRI (90min., 96 avg.)

Low Output (LO)	2700K	3000K	3500K	4000K
Efficacy - Lumens per Watt	50	51	52	53
Lumens per foot (305mm)	170	175	179	180
Watts per foot (305mm)	3.5	3.5	3.5	3.5

Standard Output (SO)	2700K	3000K	3500K	4000K
Efficacy - Lumens per Watt	57	59	60	61
Lumens per foot (305mm)	339	350	357	361
Watts per foot (305mm)	6.0	6.0	6.0	6.0

High Output (HO)	2700K	3000K	3500K	4000K
Efficacy - Lumens per Watt	53	55	56	56
Lumens per foot (305mm)	644	665	678	685
Watts per foot (305mm)	12.3	12.3	12.3	12.3

Clear with EdgeSoft (C1)



L80 >60,000 hours

90 CRI (90min., 96 avg.)

Low Output (LO)	2700K	3000K	3500K	4000K
Efficacy - Lumens per Watt	95	98	100	101
Lumens per foot (305mm)	327	337	344	348
Watts per foot (305mm)	3.5	3.5	3.5	3.5

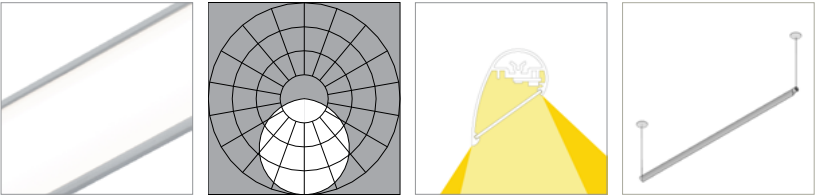
Standard Output (SO)	2700K	3000K	3500K	4000K
Efficacy - Lumens per Watt	109	113	115	116
Lumens per foot (305mm)	654	675	688	695
Watts per foot (305mm)	6.0	6.0	6.0	6.0

High Output (HO)	2700K	3000K	3500K	4000K
Efficacy - Lumens per Watt	102	105	107	108
Lumens per foot (305mm)	1243	1282	1308	1321
Watts per foot (305mm)	12.3	12.3	12.3	12.3

Performance | Zipper Board Optics

Button Board Optics design has 72 diodes per foot (305mm).

Diffuse (D1)



L80 is >60,000 hours

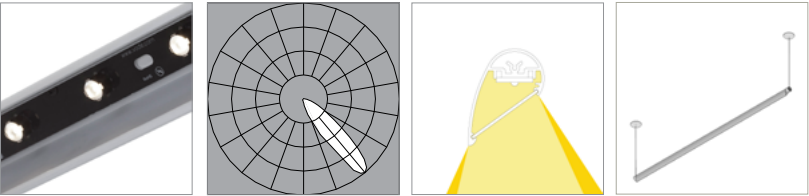
90 CRI (90min., 96 avg.)

Low Output (LO)	2700K	3000K	3500K	4000K
Efficacy - Lumens per Watt	68	70	72	73
Lumens per foot (305mm)	234	241	246	248
Watts per foot (305mm)	3.5	3.5	3.5	3.5
Standard Output (SO)	2700K	3000K	3500K	4000K
Efficacy - Lumens per Watt	78	81	83	83
Lumens per foot (305mm)	467	482	492	497
Watts per foot (305mm)	6.0	6.0	6.0	6.0
High Output (HO)	2700K	3000K	3500K	4000K
Efficacy - Lumens per Watt	73	75	77	77
Lumens per foot (305mm)	888	916	935	944
Watts per foot (305mm)	12.3	12.3	12.3	12.3

Performance | Button Board Optics

Button Board Optics design has 72 diodes per foot (305mm).

19° x 48° Oval (19)

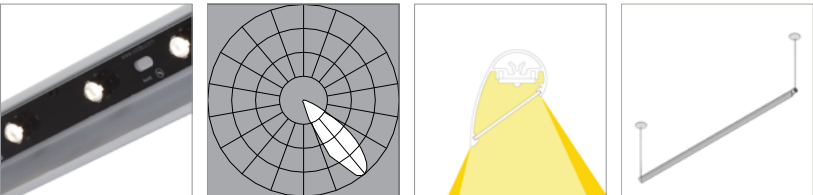


L80 >70,000 hours

Standard Output (SO)	2700K	80 CRI (80min., 84 avg.)		
		3000K	3500K	4000K
Efficacy - Lumens per Watt	57	59	62	64
Lumens per foot (305mm)	420	438	456	474
Watts per foot (305mm)	7.3	7.3	7.3	7.3

High Output (HO)				
Efficacy - Lumens per Watt	50	52	55	57
Lumens per foot (305mm)	636	662	690	717
Watts per foot (305mm)	12.6	12.6	12.6	12.6

36° Medium (36)



L80 >70,000 hours

Standard Output (SO)	2700K	80 CRI (80min., 84 avg.)		
		3000K	3500K	4000K
Efficacy - Lumens per Watt	64	67	70	73
Lumens per foot (305mm)	476	496	516	537
Watts per foot (305mm)	7.3	7.3	7.3	7.3

High Output (HO)				
Efficacy - Lumens per Watt	57	60	63	65
Lumens per foot (305mm)	724	754	786	817
Watts per foot (305mm)	12.6	12.6	12.6	12.6

Patent Marking

This website (<https://www.lmpg.com/patents-trademarks>) is provided to satisfy the virtual patent marking provisions of applicable jurisdictions. Some products listed may be covered by additional patents not referenced here. To learn more, visit <https://www.vode.com/about/legal>

Copyright

Copyright © 2025 Vode Lighting LLC. All rights reserved. Vode, the Vode logo, BoxRail, FlyWing, MicroBaffle, Button Board, Zipper Board, Zero Canopy, Zero Block, VodeNODE and other names are either registered trademarks or trademarks of Vode Lighting LLC in the United States and may be registered in other countries. All other trademarks listed herein belong to their respective owners. Due to ongoing innovation, specification details may change without notice.